



# Commercial BuildMark® Commercial TradeMark™



## Sectional Raised Panel Doors

Ideal for situations that demand a residential look in a commercial size, Commercial BuildMark and TradeMark give you a choice of raised panel options to match your residential door. Door sections are a full 2" thick and give commercial durability with a residential look and woodgrain finish. Commercial BuildMark and TradeMark designs match our Advantage Series™ residential doors.



### Commercial BuildMark®

The clean lines of colonial, ranch or flush panels add charm in an economically priced pan or insulated door, or choose the carriage house option for a distinctive look.



### Commercial TradeMark™

The combination of durable, 24-gauge steel, defined raised panel styling and authentic woodgrain texture gives fantastic curb appeal.

# Commercial BuildMark®

When your building needs a classic raised panel design, Commercial BuildMark offers the aesthetic of a residential door, combined with the strength of a commercial door.

## BuildMark Finish Options


### Solid Color Options



### Painted Woodtone Color Options



### Optional Post Paint Finish

 Raynor's ColorWave™ features Sherwin-Williams® next generation post paint system for your garage door. With 1,500 colors to choose from, home and business owners can couple this elite paint system with state of the art Raynor manufacturing to craft the perfect look for their home or project.

# Commercial TradeMark™


Durable steel with a defined raised panel styling and authentic woodgrain texture provides a perfect solution when exterior appearance is important.

## TradeMark Finish Options

### Solid Color Options



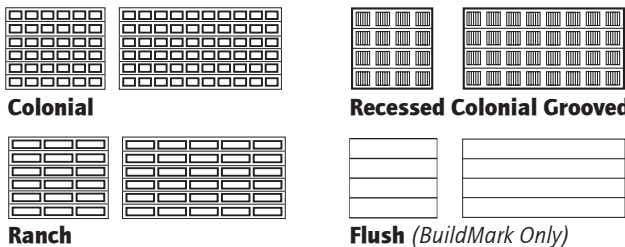
### Optional Post Paint Finish

 Raynor's ColorWave™ features Sherwin-Williams® next generation post paint system for your garage door. With 1,500 colors to choose from, home and business owners can couple this elite paint system with state of the art Raynor manufacturing to craft the perfect look for their home or project.




*The swatches shown on monitors and printed materials may vary from the actual color. For a true representation of the color, visit your local Raynor Dealer*

## Panel Options






Heights: 6'6" through 16' in 3" increments  
Widths: 4'2" through 20'2" in 1" increments



## Features

-  **Section Joints**  
Strong, roll-formed tongue-and-groove meeting rails seal out wind, rain, and snow, keeping your garage dry and secure.
-  **Authentic Woodgrain**  
Authentic woodgrain texture on the door's exterior adds visual appeal.
-  **Track and Hardware**  
Track formed from strong galvanized steel, paired with durable, long-wearing steel rollers ensures smooth, quiet operation. QuikClip™ pre-assembled track option is also available.

## Model Options and Upgrades

-  **Insulation**  
Optional energy-saving core of polystyrene insulation provides added comfort and helps keep your garage quieter.
-  **Header Seal**  
Header seal reduces air infiltration and energy costs by sealing the top of the door against the header. Available in EPDM rubber, vinyl or climate seal.
-  **Jamb Seal**  
Helps to decrease energy costs and reduce air infiltration by sealing the side of the door when closed. Available in EPDM rubber, PVC or climate seal.
-  **High-Cycle Counterbalance Systems**  
For reliable operation in high traffic areas, choose high-cycle torsion springs with 25,000; 50,000 or 100,000-cycle life. For reduced maintenance and ultra-smooth operation in heavy-use applications, choose a weight counterbalance system.
-  **Locks**  
In applications where control and access are important, choose from a variety of locking options to help keep your building secure. Locks come in both inside and outside variations.

# Window Options

## Snap-In Inserts



Obscure Colonial



Obscure Ranch



Sherwood



Sunburst Ranch



Prairie



Prairie Ranch



Cathedral



Arched Stockbridge Ranch



Waterton



Waterton Ranch



Cascade



Cascade Ranch



Stockton



Stockton Ranch



Stockbridge Ranch



Arched Stockton Ranch



Sunburst 4



Sunburst 5



Sunburst 6



Sunburst 7



Sunburst 8



Sunburst 9



Sunray (4 panel)



Berkshire




Breckenridge

## Pick your Glass


All of our windows are tightly sealed to keep the elements out of your garage. Choose from either clear, obscure or satin glass styles.



Clear



Obscure



Satin

## Feature Guide

Model	Exterior Steel Thickness	Max. Opening Width	Max. Opening Height	Construction	Surface Texture	Section Thickness	End/Center Stile Thickness	Optional Insulation (R-Value)	Exterior Colors	Section Limited Warranty
Commercial BuildMark	25-Gauge	20'-0"	16'-0"	Steel Pan	Woodgrain (Colonial, Ranch, Flush, Recessed Colonial Grooved)	2"	18-Gauge/20-Gauge	Polystyrene (6.60)	White, Almond, Sandstone, Brown, Desert Tan, Black, Auburn Woodtone, Mocha Woodtone, Walnut Woodtone, ColorWave™	10-Years Rust-through
Commercial TradeMark	24-Gauge	20'-0"	16'-0"	Steel Pan	Woodgrain (Colonial, Ranch, Recessed Colonial Grooved)	2"	18-Gauge/20-Gauge	Polystyrene (6.60)	White, Almond, Sandstone, Brown, BronzeTone™, ColorWave™	10-Years Rust-through

**LIMITED WARRANTY:** Commercial BuildMark and TradeMark door sections carry a 10-year limited warranty against rust-through. See your local Raynor Dealer for complete details.

### Commercial Operators

Raynor ControlHoist™ 2.0 (with solid state logic board control) operators are available in a variety of motor, voltage, and phase combinations for any commercial or industrial application. Contact your local Raynor Authorized Dealer to select the operator and accessories that are suited for your door's size and usage.



ControlHoist 2.0



3 Button Transmitter

### Raynor Door Options

Raynor also offers a full line of sectional, rolling, fire, high performance and traffic doors, as well as, security grilles. See your Raynor Dealer or visit [www.raynor.com](http://www.raynor.com) for more information.



TC Series, TC300



RapidCoil, RC300



DuraShutter

## Professional Installation and Service

### Depend on your Raynor Dealer

When you select Raynor, you're not just getting a superior garage door - you're also getting professional garage door installation and service expertise.

Every Raynor garage door is installed by a trained Raynor professional, and that means added benefits for you. First, you won't have to deal with it yourself. Second, because it's done right the first time, your door will deliver performance and reliability from the day it's installed. Your technician will check your door for everything from safety to performance and appearance. Trust your Raynor garage door to someone who knows it better than anyone else, your professional Raynor Dealer.



P.O. Box 448, 1101 East River Rd.  
Dixon, IL 61021-0448  
1-800-4-RAYNOR (472-9667)

Exclusively Distributed by:

