



Amarr Energy Efficient Polyurethane Insulated Sectional Doors

www.amarr.com

High R-Value Doors to Meet All Your Needs

Amarr polyurethane insulated products are our top-of-the-line energy efficient doors; constructed using CFC-free polyurethane insulation to create a strong monolithic panel. Heavy-duty 14-gauge minimum galvanized steel hinges standard.



Amarr® 2743 3" SUPER-DUTY

Superior Energy Efficiency
Exceptional performance for long-term value

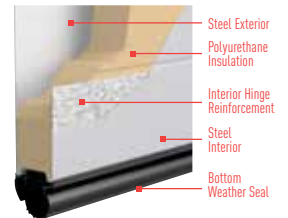
R-Value
28.0



Amarr® 2042 2" EXTRA HEAVY-DUTY

High Energy Efficiency
Flush modern look

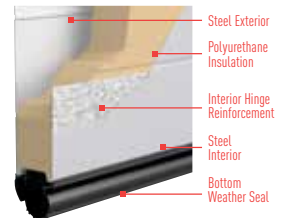
R-Value
19.4



Amarr® 2742B/2742C 2" HEAVY-DUTY

High Energy Efficiency
Pencil groove design for added strength

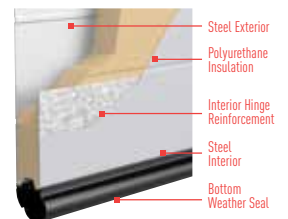
R-Value
19.4



Amarr® 2741 1-3/8" MEDIUM-DUTY

Energy efficient
Competitively priced


R-Value
14.5



Amarr® 3040 1" MEDIUM-DUTY

Energy efficient and economical
Ideally suited for vertical dock doors


R-Value
10.1



Amarr® 2747 1-5/8" HEAVY-DUTY

Versatile replacement section
Compatible with other manufacturer's shiplap doors

R-Value
15.1





Amarr 2042 with 3 Clear Anodize Aluminum Full View sections [custom painted by owner].


PANEL DESIGNS



AMARR 2042:
FLUSH PANEL



AMARR 2743, 2742, 2741 and 3040:
PENCIL GROOVED



AMARR 2747:
WIDE GROOVE

STEEL COLORS



TRUE WHITE (TW)



SANDTONE (ST)



COMMERCIAL
GRAY (CY)



COMMERCIAL
BROWN (CB)



Amarr Color Zone
600+ factory-applied colors.
Price upcharge applies.

Amarr steel doors are pre-painted; for custom colors, exterior latex paint must be used. Visit amarr.com for instructions on painting. Actual paint colors may vary from samples shown.

Amarr 2042 available in True White only.

WINDOW OPTIONS



26" x 13" DOUBLE INSULATED
ACRYLIC WINDOWS
with BLACK FRAME
Not available for Amarr 2743



24" x 12" TEMPERED
INSULATED GLASS with
BLACK or WHITE FRAME
Not available for Amarr 2747 & 3040




24" x 8" TEMPERED INSULATED
with BLACK FRAME
Not available for Amarr 3040



24" x 6" DOUBLE INSULATED
ACRYLIC WINDOWS
with BLACK FRAME
Not available for
Amarr 2743, 2747 & 3040

Air Infiltration Performance



- Meets Building Energy Efficiency Standards:
ASHRAE 90.1
IECC® 2015
CA Title 24 2016
- 3rd party certification tested
- Certification available for
Amarr 2743, 2042, 2742, 2741 and 3040

Both seals required to meet the above standards

Repair Any 1-5/8" Shiplap Door

- Compatible section profile
- Similar exterior and interior groove designs
- Comparable section weights requires no spring change



DAMAGED COMPETITIVE DOOR



REPAIRED DOOR WITH AMARR 2747
REPLACEMENT SECTION

Amarr 2042 and 2742 Options

ALUMINUM SECTION




GLAZED ALUMINUM




PERFORATED ALUMINUM†
0.312" square perforations on 1/2" centers



LOUVERED ALUMINUM
6 columns of 12) 3"x 3/4" vents on a 4' x 24" panel



CLEAR ANODIZE



DARK BRONZE ANODIZE



BLACK ANODIZE



WHITE POWDER COAT

Actual color may vary from samples


† Also available in Mill finish.

SUPERFLEX IMPACT SECTION



SuperFlex sections flex in & out 8"-10". High-performance TPO skins on a flexible fiberglass tube frame helps minimize lower door section damage commonly found in today's busy warehouses.

PASS DOOR with stainless steel frame



Available in door sizes up to 16'2" wide x 16' tall. Wind load option not available.

Polyurethane Insulated Steel Doors Specifications

SPECIFICATIONS

	Super-Duty	Extra Heavy-Duty	Heavy-Duty		Heavy-Duty	Medium-Duty	Medium-Duty
	Amarr 2743	Amarr 2042	2742B	2742C	Amarr 2747	Amarr 2741	Amarr 3040
DOOR THICKNESS	3" (7.6 cm)	2" (5.1cm)	2" (5.1cm)		1-5/8" (4.1cm)	1-3/8" (3.5cm)	1" (2.5cm)
PROFILE DESIGN	Tongue and Groove	Tongue and Groove	Tongue and Groove		Shiplap	Tongue and Groove	Tongue and Groove
EXTERIOR STEEL THICKNESS	27 ga	20 ga	27 ga		27 ga	27 ga	.012"
PANEL DESIGN	Pencil Groove	Flush	Pencil Groove		Wide Groove	Pencil Groove	Pencil Groove
STEEL EMBOSSMENT	Stucco	Stucco	Stucco		Stucco	Stucco	Stucco
CONSTRUCTION LAYERS	Triple	Triple	Triple		Triple	Triple	Triple
INSULATION ¹	Polyurethane	Polyurethane	Polyurethane		Polyurethane	Polyurethane	Polyurethane
R-VALUE ²	28.0	19.4	19.4		15.1	14.5	10.1
HINGE REINFORCEMENT	Continuous Strip	Continuous Strip	Backer Plate	Continuous Strip	Continuous Strip	Backer Plate	Backer Plate
BOTTOM WEATHER SEAL (Co-Extruded PVC)	Triple Contact	Dual Contact	Dual Contact		Triple Contact	Dual Contact	Dual Contact
DOOR WIDTH MIN	5'	5'	5'		5'	5'	5'
DOOR WIDTH MAX	40' 2"*	40' 2"*	40' 2"*		24' 2"	20' 2"	20' 2"
DOOR HEIGHT MIN	7'	7'	7'		7'	7'	7'
DOOR HEIGHT MAX	26' 1"*	26' 1"*	26' 1"*		26' 1"	14' 1"	16' 1"
PASS DOOR		•	•				
ALUMINUM SECTIONS		•	•				
WIND LOAD ³ AVAILABLE	•	•	•			•	
PAINT FINISH WARRANTY ⁴	10 Years	10 Years	10 Years		10 Years	10 Years	10 Years
WORKMANSHIP/HARDWARE WARRANTY ⁴	1 Year	1 Year	1 Year		1 Year	1 Year	1 Year

Track: All Amarr doors are available with both 2" or 3" track in Standard Lift, High Lift, Vertical Lift, Rapid Install Vertical Lift, Low Headroom, and Follow the Roof Pitch. Custom track configurations are also available. For drawings and more information, please visit www.amarr.com.



Rapid Install Vertical Lift: Designed specifically for commercial warehouse and dock doors and saves approximately 20 minutes of installation time per door due to fewer jamb attachments and a pre-assembled, one-piece track. Available for door sizes up to 9'4" x 10'. For more information, please visit www.amarr.com.

Springs: Torsion springs are oil tempered, helical wound and custom computed for each door for a minimum 10,000 cycle life. Optional springs are available up to 100,000 cycle life.

Standard Hardware: Galvanized steel hinges and track brackets. All rollers have minimum 10-ball bearings.

¹ Insulation has passed self-ignition, flamespread and smoke developed index fire testing.

² Calculated door section R-value is in accordance with DASMA TDS-163. Amarr 2042 and 2742 R-value tested and verified in accordance to ASTM 518 by an independent lab.

³ It is your responsibility to make sure your garage door meets local building codes.

⁴ For complete warranty details, visit amarr.com or contact your local Amarr dealer.

* Available door width and height depends on total door weight. Total door weight cannot exceed 635 lbs for 2" track or 2200 lbs for 3" track.

Our Philosophy. Since 1951, we have successfully raised the standards of quality, value, and dependability in the garage door industry. Today, with the same promise of individual attention and great value for all our customers, we remain committed to offering Amarr products and services that raise those standards even higher.

Your Local Amarr Dealer:

Entrematic

165 Carriage Court
Winston-Salem, NC 27105
800.503.DOOR
www.amarr.com



Entrematic and Amarr as words and logos are trademarks owned by Entrematic Group AB or companies within the Entrematic Group.

Door specifications and technical data subject to change without notice.

Entrematic products may be the subject of one or more U.S. and/or foreign, issued and/or pending, design and/or utility patents.

©Entrematic Group AB 2019. All rights reserved.
Printed in USA Form #6210819/15M/GVS

